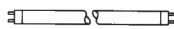






C.E.L.M.A.


CLASSIFICATION OF BALLAST-LAMP CIRCUITS FOR ENERGY EFFICIENCY IN LIGHTING

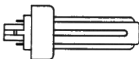
TABLES FOR BALLAST-LAMP CLASSIFICATION


Linear				CLASS						
Lamp type	Lamp power		Ilcos code	A1	A2	A3	B1	B2	C	D
	50Hz	HF								
	15W	13.5W	FD-15-E-G13-26/450	under consideration	≤ 16W	≤ 18W	≤ 21W	≤ 23W	≤ 25W	> 25W
	18W	16W	FD-18-E-G13-26/600	under consideration	≤ 19W	≤ 21W	≤ 24W	≤ 26W	≤ 28W	> 28W
	30W	24W	FD-30-E-G13-26/895	under consideration	≤ 31W	≤ 33W	≤ 36W	≤ 38W	≤ 40W	> 40W
	36W	32W	FD-36-E-G13-26/1200	under consideration	≤ 36W	≤ 38W	≤ 41W	≤ 43W	≤ 45W	> 45W
	38W	32W	FD-38-E-G13-26/1047	under consideration	≤ 38W	≤ 40W	≤ 43W	≤ 45W	≤ 47W	> 47W
	58W	50W	FD-58-E-G13-26/1500	under consideration	≤ 55W	≤ 59W	≤ 64W	≤ 67W	≤ 70W	> 70W
	70W	60W	FD-70-E-G13-26/1800	under consideration	≤ 68W	≤ 72W	≤ 77W	≤ 80W	≤ 83W	> 83W

Compact 2 tubes				CLASS						
Lamp type	Lamp power		Ilcos code	A1	A2	A3	B1	B2	C	D
	50Hz	HF								
	18W	16W	FSD-18-E-2G11	under consideration			≤ 24W	≤ 26W	≤ 28W	> 28W
	24W	22W	FSD-24-E-2G11	under consideration	<		≤ 30W	≤ 32W	≤ 34W	> 34W
	36W	32W	FSD-36-E-2G11	under consideration	≤ 36W	≤ 38W	≤ 41W	≤ 43W	≤ 45W	> 45W
	40W		FSDH-40-L/P-2G11	under consideration	≤ 44W	≤ 46W				
	55W		FSDH-55-L/P-2G11	under consideration	≤ 59W	≤ 63W				

Compact 4 tubes flat				CLASS						
Lamp type	Lamp power		Ilcos code	A1	A2	A3	B1	B2	C	D
	50Hz	HF								
	18W	16W	FSS-18-E-2G10	under consideration	≤ 19W	≤ 21W	≤ 24W	≤ 26W	≤ 28W	> 28W
	24W	22W	FSS-24-E-2G10	under consideration	≤ 25W	≤ 27W	≤ 30W	≤ 32W	≤ 34W	> 34W
	36W	32W	FSS-36-E-2G10	under consideration	≤ 36W	≤ 38W	≤ 41W	≤ 43W	≤ 45W	> 45W

Compact 4 tubes				CLASS						
Lamp type	Lamp power		Ilcos code	A1	A2	A3	B1	B2	C	D
	50Hz	HF								
	10W	9.5W	FSQ-10-E-G24q = 1 FSQ-10-L-G24d = 1	under consideration	≤ 11W	≤ 13W	≤ 14W	≤ 16W	≤ 18W	> 18W
	13W	12.5W	FSQ-13-E-G24q = 1 FSQ-13-L-G24d = 1	under consideration	≤ 14W	≤ 16W	≤ 17W	≤ 19W	≤ 21W	> 21W
	18W	16.5W	FSQ-18-E-G24q = 2 FSQ-18-L-G24d = 2	under consideration	≤ 19W	≤ 21W	≤ 24W	≤ 26W	≤ 28W	> 28W
	26W	24W	FSQ-26-E-G24q = 3 FSQ-26-L-G24d = 3	under consideration	≤ 27W	≤ 29W	≤ 32W	≤ 34W	≤ 36W	> 36W

Compact 6 tubes				CLASS						
Lamp type	Lamp power		Ilcos code	A1	A2	A3	B1	B2	C	D
	50Hz	HF								
	18W	16W	FSM-13-L-GX24d = 2 FSM-18-E-GX24q = 2	under consideration	≤ 19W	≤ 21W	≤ 24W	≤ 26W	≤ 28W	> 28W
	26W	24W	FSM-26-L-GX24d = 3 FSM-26-E-GX24q = 3	under consideration	≤ 27W	≤ 29W	≤ 32W	≤ 34W	≤ 36W	> 36W
	32W		FSMH-32-L/P-GX24q = 4	under consideration	≤ 36W	≤ 39W				
	42W		FSMH-42-L/P-GX24q = 4	under consideration	≤ 46W	≤ 49W				

Compact 2 D				CLASS						
Lamp type	Lamp power		Ilcos code	A1	A2	A3	B1	B2	C	D
	50Hz	HF								
	10W	9W	FSS-10-E-GR10q FSS-10-L/P/H-GR10q	under consideration	≤ 11W	≤ 13W	≤ 14W	≤ 16W	≤ 18W	> 18W
	16W	14W	FSS-16-L-GR8 FSS-16-E-GR10q FSS-16-L/P/H-GR10q	under consideration	≤ 17W	≤ 19W	≤ 21W	≤ 23W	≤ 25W	> 25W
	21W	19W	FSS-21-E-GR10q FSS-21-L/P/H-GR10q	under consideration	≤ 22W	≤ 24W	≤ 27W	≤ 29W	≤ 31W	> 31W
	28W	25W	FSS-28-L-GR8 FSS-28-E-GR10q FSS-28-L/P/L-GR10q	under consideration	≤ 29W	≤ 31W	≤ 34W	≤ 36W	≤ 38W	> 38W
	38W	34W	FSS-38-E-GR10q FSS-38-L/P/L-GR10q	under consideration	≤ 38W	≤ 40W	≤ 43W	≤ 45W	≤ 47W	> 47W
		55W		FSS-55-E-GRY10q=3 FSS-55-L/P/L-GRY10q=3	under consideration	≤ 59W	≤ 63W			

C.E.L.M.A. COMPONENTS