




























ConVision® lens			
  	  	  	  
CLW19 wide distribution (19)	CLW22 wide distribution	CLWW wallwasher	CLDAW double asymmetric wide distribution
			
2.8 - 3.5 m Mounting height	2.8 - 5 m Mounting height	2.8 - 3.5 m Mounting height	2.8 - 3.5 m Mounting height
			
			
 RETAIL  EDUCATION  OFFICE			
IP20			