



PROJECT: MAASTRICHT AACHEN AIRPORT







Project information

Architect:	Phidias Community Innovation, Sittard
City:	6199 AD Maastricht / Netherlands

PROJECT DETAILS

Project images







Products used



Onplana LED surface-mounted downlight

Inplana and Onplana LED downlights are the optimum lighting solution for nearly all office applications. Thanks to their modern, minimalist design these flat downlights blend harmoniously into all styles of architecture and emit planar, glare-free light when mounted on walls and ceilings.



Skeo Q

The Skeo Q LED family includes square wall and ceiling luminaires, spotlights and bollard luminaires. During daylight the purist, modern shape blends harmoniously into its surroundings and sets attractive accents. At night the flexible family of luminaires displays paths and facades using high quality, energy-efficient light adapted perfectly to the framework conditions.



Inplana LED recessed luminaire

Inplana and Onplana LED downlights are the optimum lighting solution for nearly all office applications. Thanks to their modern, minimalist design these flat downlights blend harmoniously into all styles of architecture and emit planar, glare-free light when mounted on walls and ceilings.



Inperla Ligra Plus C05 LED downlight ceiling cutout Ø 140 mm

Refurbishing was never so simple as with the easy-mounting and flexible Ligra Plus LED. With the cladding covers, the luminaire fits into nearly all existing ceiling cutouts and if required can be connected via mains through-wiring from luminaire to luminaire to save time. The Ligra Plus LED is available with different luminous flux packages and beam characteristics for the optimal illumination of a wide variety of rooms. All versions fulfil maximum demands for visual comfort and energy efficiency. And thanks to the diverse design versions, the Ligra Plus LED always blends harmoniously into the interior design.
